

Contact:
 Steve Faller: 402.670.4821
 stevefaller@buildalandmark.com

or
 Jana Faller, phone: 402.672.5550
 email: Jana@synergyomaha.com

buildalandmark.com

Lot Information:
 20 W huge lot - home for sale
 358 W backs to trees, estate area

Homeowners Association Dues
 Currently \$675 Jan.-Dec. For maintenance & upkeep of entrance ways, all green areas, 24 hr. fitness center & clubhouse.





Mail box assessments \$250

Tan PVC fence only. Lots 34-53 no fence allowed.

This information is deemed reliable, but not guaranteed.



LOT SQUARE FOOTAGE SUMMARY				
MINIMUM S.F.	SECTION I (LOTS 1-184)	SECTION II (LOTS 185-332)	SECTION III (LOTS 333-434)	SECTION IV (LOTS 435-483)
RANCH	1600 S.F.	1300 S.F.	2000 S.F.	1600 S.F.
2-STORY	2000 S.F.	1800 S.F.	2600 S.F.	2000 S.F.
1 1/2 STORY	1300/MAIN	1100/MAIN	1400/MAIN	1300/MAIN

-  LANDMARK AVAILABLE LOT
-  HOME FOR SALE
-  SID PARK
-  HOA GREEN SPACE
-  POOL/COMMUNITY CENTER

- WALKOUT = W
- DAYLIGHT = D
- FLAT = F
- SIDE WALKOUT = SW
- SIDE DAYLIGHT = SD
- BUILD TO LINE** - - - - -

SETBACKS

FRONT (BUILD TO LINE) = VARIES'
 REAR = 25'
 STREET = 15'
 SIDE = VARIES

